

KEYING

Key Sections / Keyways

There are three types of Yale key sections.

1. Standard Simplex Keyway - Yale cylinders are supplied with the E1R (PARA) simplex keyway as standard unless otherwise specified.



E1R

2. Simplex Keyways - Single keyways which are used for keyed different, keyed alike or small master key systems when only one keyway is required.



B7R C1R C4R C20R

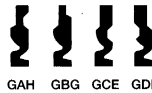
3. Surety Keyways - Also referred to as multiplex keyways use a variety of different shaped keyways (the keys will not interchange). The master key section is milled to pass all the different keyways of a particular series. Surety keyways are used on large or complex master key systems.



GST



GMK




GAH GBG GCE GDF



GA GB GC GD GE GF GG GH

.40 Surety Sections



JA JB JC



JD JE JF



JG JH JK



JMK

Standard Surety Family Shown
Restricted K Family Available

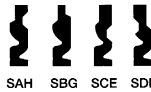
.40 Simplex Sections



E3R



SMK



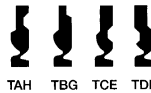
SAH SBG SCE SDF



SA SB SC SD SE SF SG SH



TMK



TAH TBG TCE TDF



TA TB TC TD TE TF TG TH

*The section of the key is determined by viewing the key from the bow towards the tip.